

COUNCIL
EXECUTIVE
REPORT

OCTOBER 2022



INTRODUCTION

This issue of the Council Executive Report provides a summary of the Town's performance during October 2022. The information is organized in sections based on the Town's General Plan:

LAND MANAGEMENT: How Marana plans to use the land and where the Town expects growth.

BUILT ENVIRONMENT: Man-made structures built on the land. It is used to describe all structures, facilities and other physical infrastructure, and includes urban and rural development, telecommunications, utility networks, transportation systems, and sewer treatment and conveyance systems.

PEOPLE AND COMMUNITY: Marana values its citizens, businesses and visitors and strives to create a high quality of life. This theme ensures that citizen, business and visitor needs are addressed equally and includes public safety, parks and recreation, economic vitality and community involvement.

RESOURCE MANAGEMENT: Provides guidance in managing Marana's renewable and non-renewable resources. Elements include open space and trails, cultural resources, water resources and energy.

COUNCILMEMBERS

Mayor Ed Honea
Vice Mayor Jon Post
Councilmember Patti Comerford
Councilmember Jackie Craig
Councilmember John Officer
Councilmember Herb Kai
Councilmember Roxanne Ziegler

TABLE OF CONTENTS

- LAND MANAGEMENT
 - Development Projects..... 4

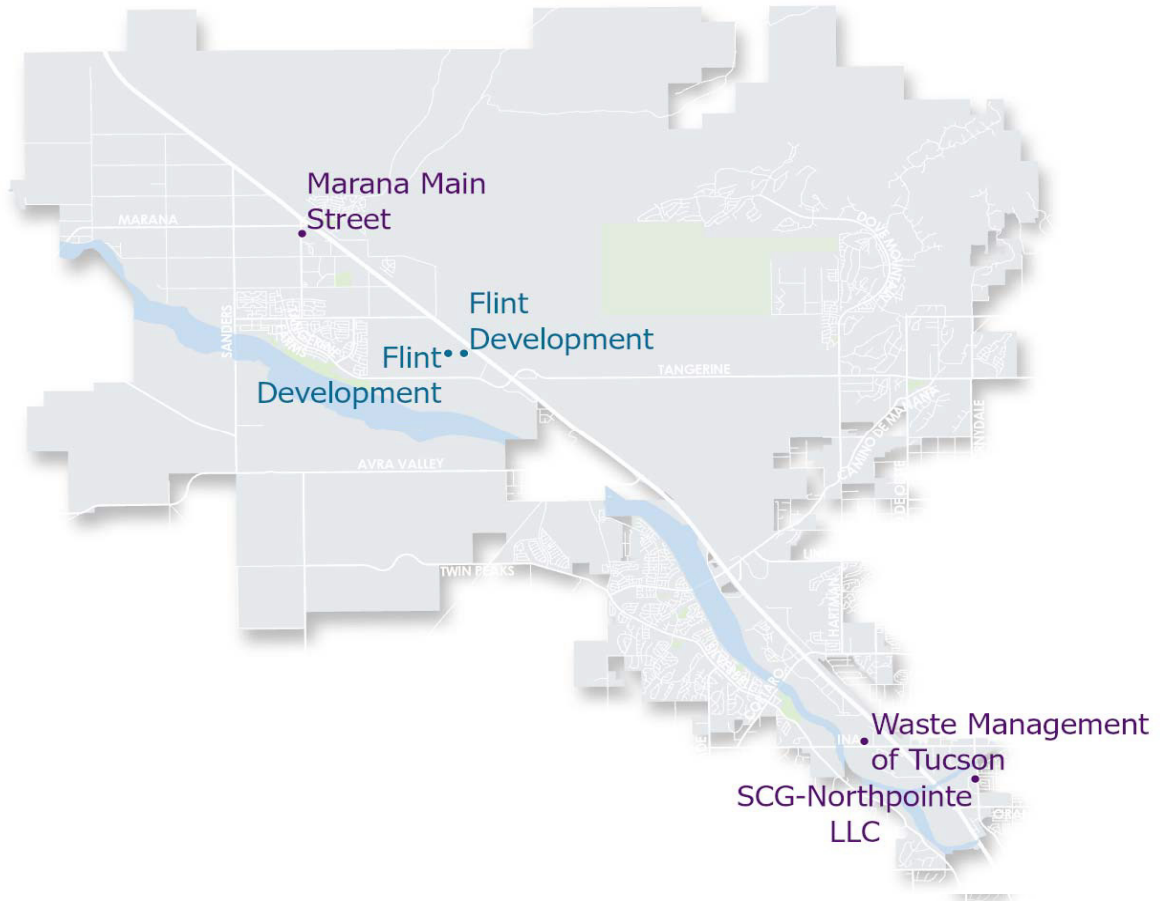
- BUILT ENVIRONMENT
 - Capital Improvement Projects..... 5
 - Single Family Residential Permits - By Region 6

- PEOPLE AND COMMUNITY
 - Animal Services..... 7
 - New Business Licenses..... 7
 - Parks and Recreation 7

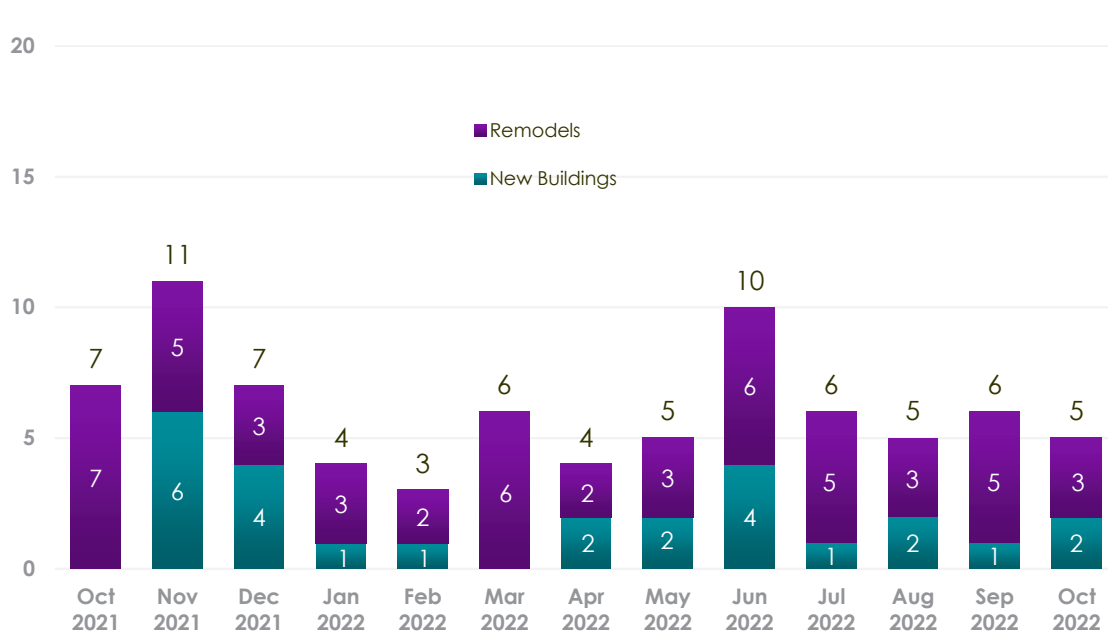
- RESOURCE MANAGEMENT
 - Water/Water Reclamation..... 8

LAND MANAGEMENT

COMMERCIAL BUILDING PERMIT LOCATIONS – OCTOBER 2022



COMMERCIAL BUILDING PERMIT – MONTHLY TREND



TOTAL PERMITS ISSUED

5 October 2022

54 Calendar Year to Date

22 Fiscal Year to Date

The Town of Marana Fiscal Year runs from July 1 to June 30

BUILT ENVIRONMENT

CAPITAL DESIGN & CONSTRUCTION REPORT

The following provides an update of major construction and design projects in the Town of Marana. Visit the [Current and Proposed Projects Map](#) for a comprehensive list.

DESIGN

1. North Marana Sewer Interceptor

Budget: \$10,300,000

Status: 10% Design

Fund Source: Waste Water Impact Fees

2. Tangerine Farms Rd, Extension

Budget: \$21,800,000

Status: 0% Design

Fund Source: Transportation Fund

3. Tortolita Preserve Improvements

Budget: \$268,000

Status: 90% Design

Fund Source: General Fund

4. Gladden Farms Baseball Fields

Budget: \$1,200,000

Status: 90% Design

Fund Source: Impact Fees

5. Shared Use Path, CalPortland Extension

Budget: \$3,000,000

Status: 95% Design

Fund Source: Park Impact Fees

6. Tangerine Rd Widening, Phase 2

Budget: \$27,000,000

Status: 20% Design

Fund Source: Transportation Funds, RTA

7. El Rio Preserve Expansion

Budget: \$485,000

Status: 5% Design

Fund Source: General Fund

8. Marana Community Center/Aquatic Facility

Budget: \$61,000,000

Status: 15% Design

Fund Source: 1/2 Cent Sales Tax

9. Rillito Village Tr Drainage Improvements

Budget: \$846,465

Status: 70% Design

Fund Source: Transportation Fund

10. LED Street Lighting Near Crossroads Park

Budget: \$300,000

Status: 80% Design

Fund Source: Transportation Funds

11. El Rio Disc Golf

Budget: \$300,000

Status: 60% Design

Fund Source: General Fund

12. Twin Peaks Rd, Rattlesnake Pass Widening

Budget: \$18,000,000

Status: 80% Design

Fund Source: Impact Fees, Transportation Funds

13. El Rio Recreation Area Parking Lot

Budget: \$170,000

Status: 60% Design

Fund Source: General Fund

14. Tangerine Rd 16" Water Pipeline

Budget: \$2,579,742

Status: 90% Design

Fund Source: Water Capital Impact Fees

CONSTRUCTION

1. Airport (PAPIs/MIRLs, Beacon)

Budget: \$1,750,000

Status: 90% Construction

Fund Source: FAA, ADOT, TOM

3. MMC Drainage Improvements

Budget: \$685,597

Status: 45% Construction

Fund Source: General Fund

2. Silverbell Rd Sidewalk, Carefree to Cortaro

Budget: \$315,000

Status: 45% Construction

Fund Source: Transportation Funds

4. 2022 Pavement Preservation

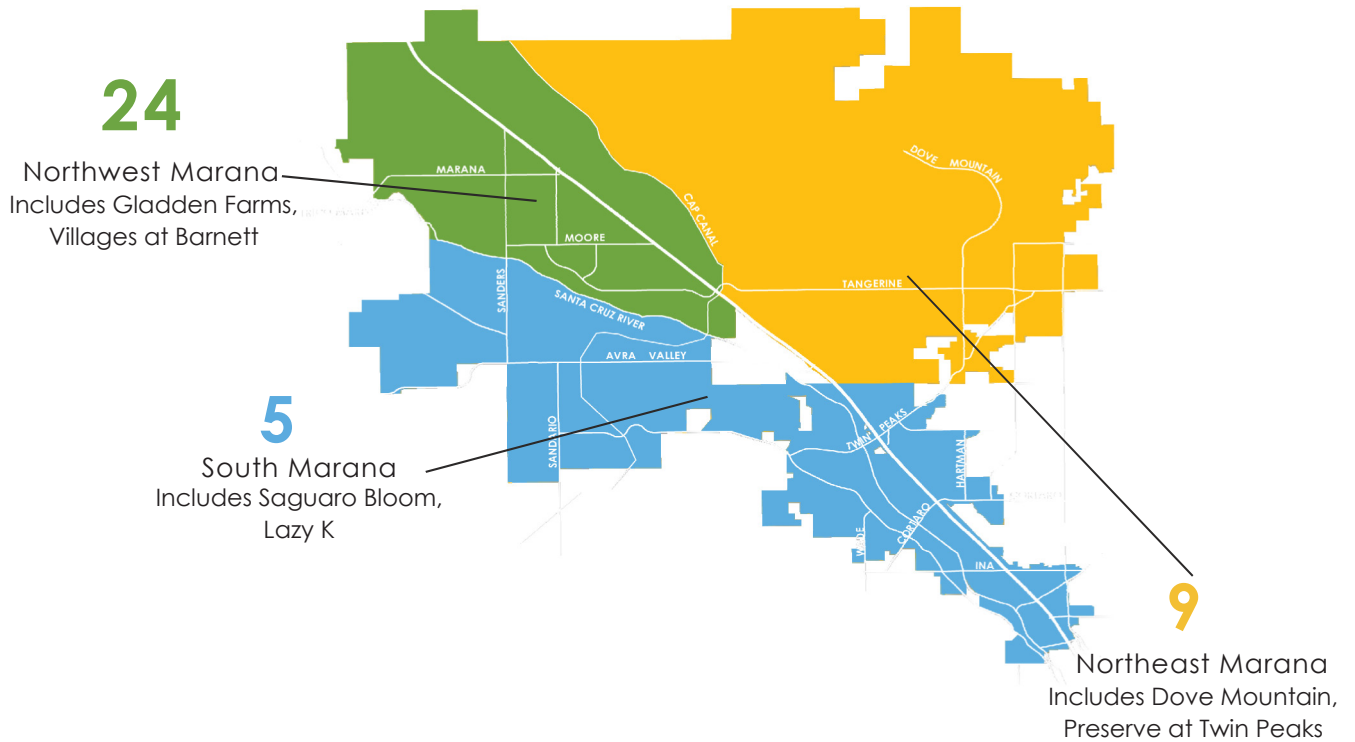
Budget: \$1,285,730

Status: 95% Construction

Fund Source: HURF

BUILT ENVIRONMENT

SINGLE FAMILY RESIDENTIAL PERMITS ISSUED IN OCTOBER 2022



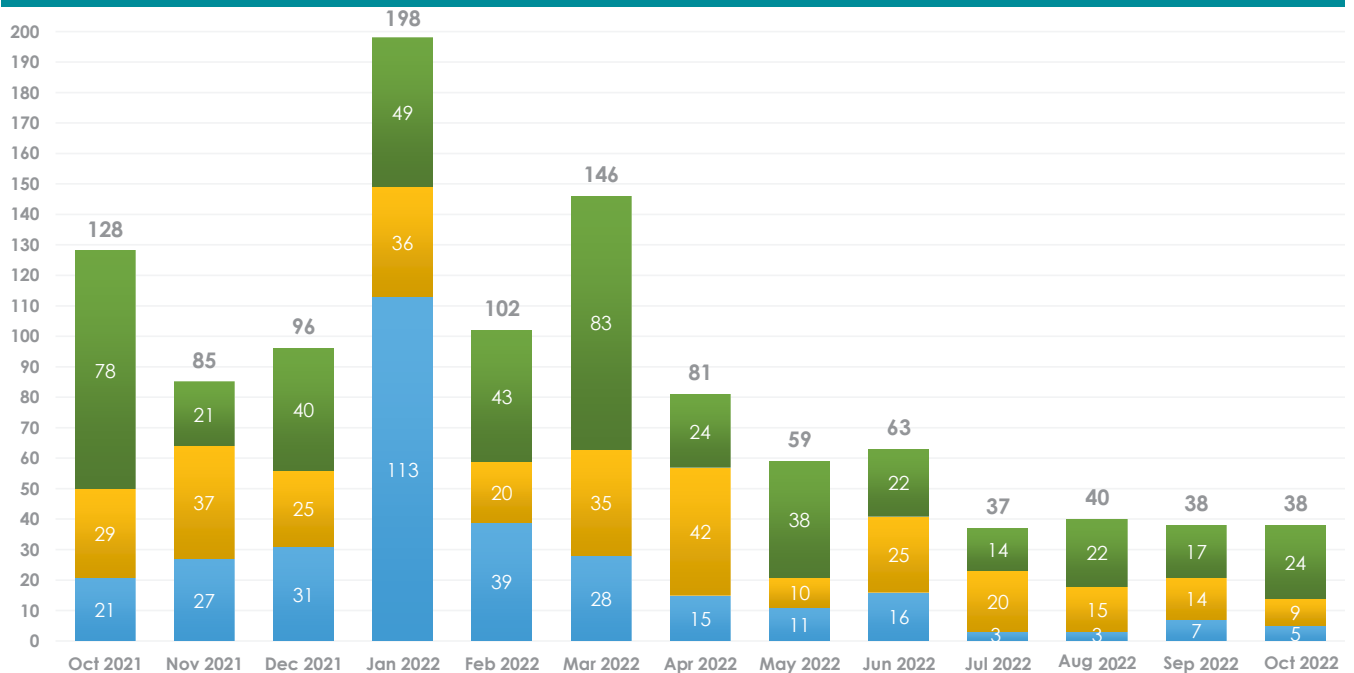
PERMITS ISSUED

38
October
2022

802
Calendar
Year to Date

153
Fiscal Year 2023
Year to Date

12 MONTH PERMIT ACTIVITY BY REGION



PEOPLE AND COMMUNITY

MARANA ANIMAL SERVICES

Service Metrics – September 2022

Pet Licenses Issued: 223

Stray Pets: 29

Stray Pets Returned to Owner: 9

Pet Adoptions: 64

Licensing Revenue: \$5,030.00

Program Donations: \$146.00

NEW BUSINESS LICENSES

A total of **25** business licenses were filed in October.

Commercial Real Estate: 1

Contractor: 5

Mobile Food Vendor: 6

Restaurant: 2

Retail: 5

Service: 5

Wholesale: 1

MARANA PARKS AND RECREATION

Parks and Recreation offer a variety of recreational and event opportunities for all community members. The following provides an update on Parks and Recreation activity for the month of October.

486	Recreation Program Registration <i>(Includes sports & wellness, special interest, outdoor recreation, etc.)</i>
1,074	Senior Program Membership Check-In
3,500	Fall Festival Attendees
200	Concerts in the Courtyard - Treat Trail
12,593	Marana Shared Use Path Traffic

Total Reservations	
Courts <i>(Pickleball, Tennis, Basketball, Volleyball)</i>	79
Athletic Fields	495
Ramadas	162

RESOURCE MANAGEMENT

WATER/WATER RECLAMATION

October 2022 Water Metrics

Water Meters Installed: 145

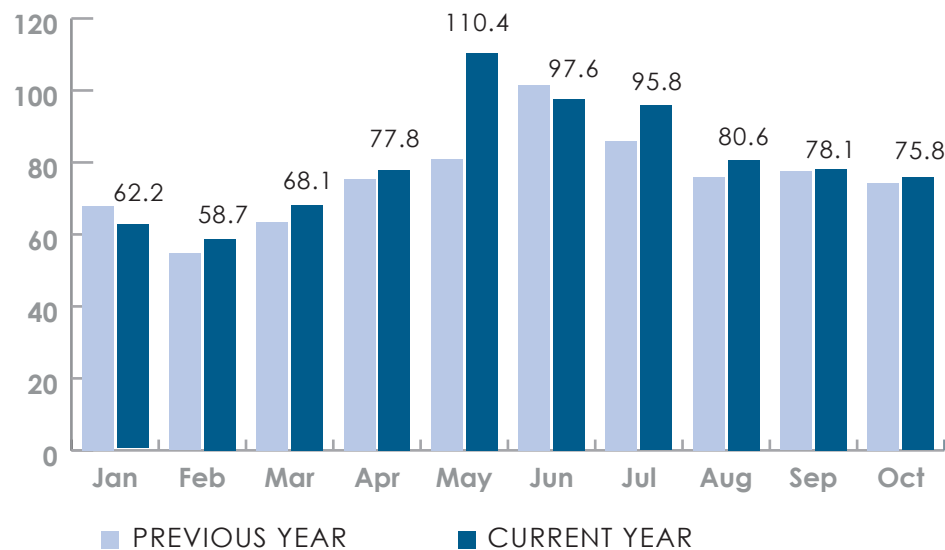
Sewer Cards Issued: 29

Water Customers: 10,720

Sewer Customers: 6,244

Total Water Gallons Billed: 75.58 million

Millions of Water Gallons Per Month



Water Usage By Type / October 2022

