

C O U N C I L

EXECUTIVE
R E P O R T



AUGUST 2016

INTRODUCTION

This issue of the Council Executive Report provides a summary of the Town's performance during August 2016. The information is organized in sections based on the Town's General Plan:

LAND MANAGEMENT: How Marana plans to use the land and where the Town expects growth.

BUILT ENVIRONMENT: Man-made structures built on the land. It is used to describe all structures, facilities and other physical infrastructure, and includes urban and rural development, telecommunications, utility networks, transportation systems, and sewer treatment and conveyance systems.

PEOPLE AND COMMUNITY: Marana values its citizens, businesses and visitors and strives to create a high quality of life. This theme ensures that citizen, business and visitor needs are addressed equally and includes public safety, parks and recreation, economic vitality and community involvement.

RESOURCE MANAGEMENT: Provides guidance in managing Marana's renewable and non-renewable resources. Elements include open space and trails, cultural resources, water resources and energy.

NATURAL SYSTEMS: Natural resources that we rely on to exist: land, air, water and biological systems.

COUNCILMEMBERS

Mayor Ed Honea
Vice Mayor Jon Post
Councilmember David Bowen
Councilmember Patti Comerford
Councilmember Herb Kai
Councilmember Carol McGorray
Councilmember Roxanne Ziegler

TABLE OF CONTENTS

LAND MANAGEMENT	
New Submittals	4
BUILT ENVIRONMENT	
Activities	5
Single Family Residential Permit Reports.....	6
Permits Issued - August.....	7
PEOPLE AND COMMUNITY	
PUBLIC SERVICES AND SAFETY	
Crime Report	8
Citizen Requests.....	9
ECONOMIC VITALITY	
Business Licenses	10
RESOURCE MANAGEMENT	
Water New Connections.....	11
Water Service Provision.....	12
ADDENDUM	
Making a Splash: YMCA's All Kids Swim Newsletter.....	13

Report developed by:

Gilbert Davidson, Town Manager
Tony Hunter, Management Assistant
Ramon Armenta, Graphic Designer

LAND MANAGEMENT

This table outlines Development Services projects in August. Projects can be in process for various lengths of time and will show up for several months after initial submittal until completed.

PROJECT	DESCRIPTION	STATUS
PLAT		
Saguaro Bloom Block 3 Preliminary Plat	DR Horton is subdividing Block 3 of Saguaro Bloom to create 141 lots and common area on 39.7 acres of land.	2nd submittal in review
Saguaro Bloom 8A Final Plat	DR Horton is re-subdividing Block 8A of Saguaro Bloom in order to increase the common area open space by reducing the number of lots.	Waiting for final submittal
Olding/Pisciotta Estates Final Plat	James Olding has resubmitted a 10 acre, four lot, custom home subdivision plat that has been dormant for over six years.	To Town Council 9/6/16
Del Webb at Dove Mountain V Final Plat	The fifth phase of the Del Webb subdivision plats an additional 41 lots on 15.5 acres of land in Dove Mountain and will bring the overall subdivision platted lot count up to 384.	Waiting for final submittal
Twin Peaks Vista	Mr. and Mrs. Richard Neter are platting a 24 acre, private street subdivision with 58 lots on the west side of Twin Peaks Road at Camino de Manana.	Waiting for 2nd submittal
Deanza Final Plat	Red Point Development is subdividing 131.6 acres of land located north of Cortaro Farms Rd, on the west side of Hartman Lane, for a residential subdivision	Waiting for 2nd submittal
Saguaro Bloom Block 1 Preliminary Plat	DR Horton is subdividing Block 1 of Saguaro Bloom to create 410 residential lots and common area on 91 acres of land.	1st submittal in review
REZONING		
Twin Peaks & Lambert	Meritage Homes proposes to rezone 34.2 acres of land located on the east side of Twin Peaks Rd, at the Decker Drive intersection, for a residential subdivision with 58 lots.	2nd submittal in review
Twin Peaks Estates	Marana Property, LLC proposes to rezone 45 acres of land located on the southeast side of Camino de Manana, east of the Twin Peaks Rd intersection, for a residential subdivision with 86 lots.	Waiting for 2nd submittal
Tapestry Specific Plan	Town West Realty proposes to rezone the 395 acre Foothills Specific Plan, generally located north of Moore Rd, between Dove Mtn Blvd and Thornydale Road.	Waiting for 2nd submittal

BUILT ENVIRONMENT

CIP CONSTRUCTION REPORT

The table tracks the process of major design and construction projects in the Town of Marana.

Project Name - Design	Design Percent Complete	Fund Source							
			Aug	Sept	Oct	Nov	Dec	Jan	
CAP Canal Trailhead Improvements	5%	Park Impact Fees		Design					
Ora Mae Park Ball Fields Improvements	1%	General Funds		Design					
Ina Rd Pavement Reconstruction	1%	Transport Fund			Design				
Aerie Drive Pavement Restoration	1%	Transport Fund			Design				
Tangerine Sky Community Park	60%	Park Impact Fees			Design				
Coachline Blvd, Reconstruction	1%	RTA, Transport Fund				Design			
Santa Cruz River Shared Use Path Phase III	99%	Federal Funds Park Impact	Design						
Marana Public Safety Facility	2%	1/2 Cent Sales, RICO, General Fund	Design						
Marana Road Realignment	60%	NW Impact Fee, Transport Fund	Design			Advertise	Contract	Construct	
Project Name - Construction	Construction Percent Complete	Fund Source	Aug	Sept	Oct	Nov	Dec	Jan	
2017 Pavement Preservation	1%	HURF	Contract	Construct			Weather Suspension		Advertise
Tangerine/Downtown Sewer Convey - Phase 1	71%	General Fund, Wastewater Capital	Construct						
Tangerine/Downtown Sewer Convey - Phase 2	1%	General Fund, Wastewater Capital	Contract	Construct					
Tangerine Rd.: I-10 to La Canada Phase 1, (Construction)	15%	Impact Fees, RTA, Transport Fund	Construct						
Crossroads Park Play Area Addition	1%	Park Impact Fees	Construct						
SUP EL Rio to Avra Valley Road	1%	Park Impact Fees RTA	Advertise	Contract	Construct				
Cracker Barrel Rd Pavement Restoration	1%	Transport Fund, HURF	Advertise	Contract	Construct				


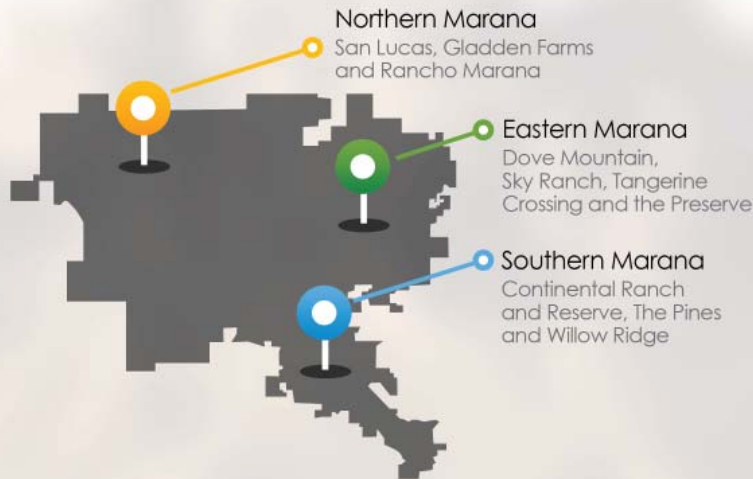


SINGLE-FAMILY RESIDENTIAL PERMITS REPORT

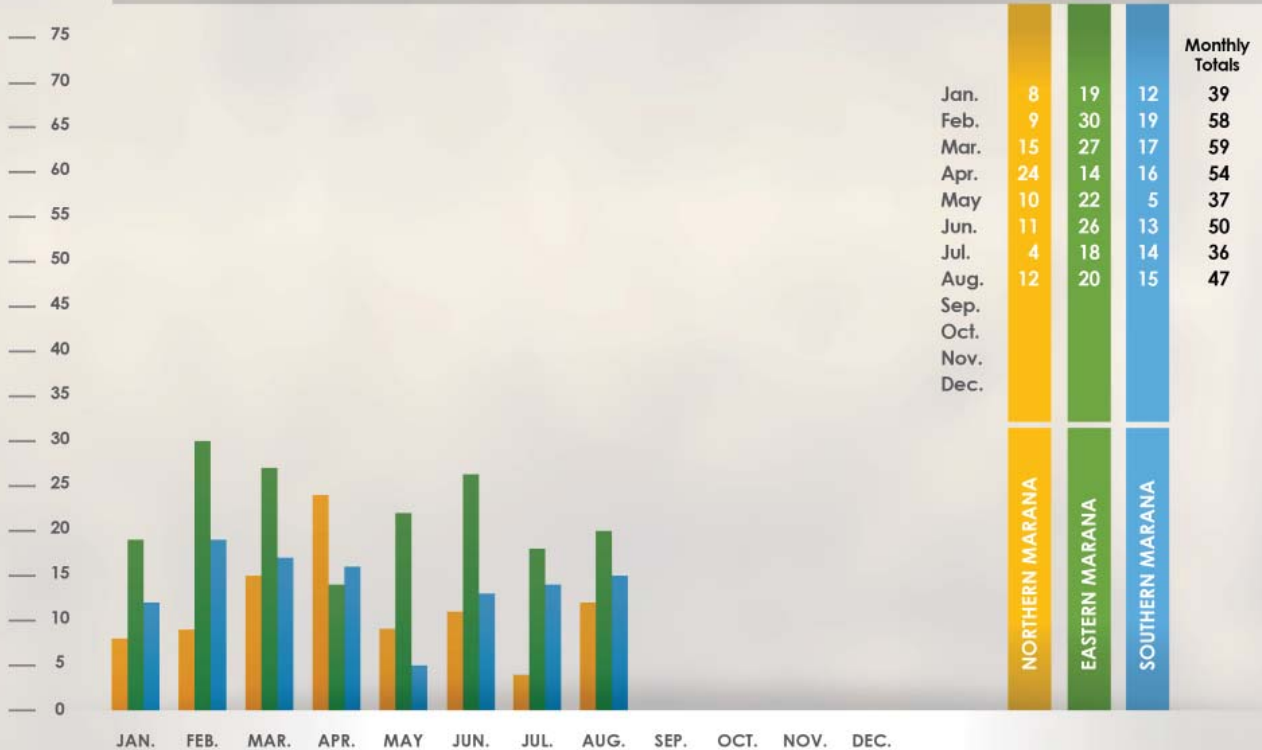
2016

REGIONS

TOTALS



BAR CHART - MONTHLY TOTALS





PERMITS ISSUED

AUG

- C** Quick Cash
3930 W. Ina Rd #312
- C** McDonald's
13934 N. Sandario Rd.
- C** Mariscos Chihuahua
4185 W. Ina Rd.
- T** SCI Clinic LLC
3662 W. Ina Rd.
- T** Ina Meredith LLC
3662 W. Ina Rd.
- T** Dove Mountain Brewing Company
12130 N. Dove Mountain Blvd. #194



NEW RETAIL



TENANT IMPROVEMENT



CERTIFICATE OF OCCUPANCY



47

NEW SINGLE-FAMILY RESIDENTIAL



6

COMMERCIAL



42

PHOTOVOLTAIC

RESIDENTIAL
Internal service
target: 5 days

96%

**CERTIFICATE OF
OCCUPANCY**
Internal service
target: 5 days

87%

**REMODEL/
ADDITION RETAIL
COMMERCIAL**
Internal service
target: 5 days

100%

100 —
90 —
80 —
70 —
60 —
50 —
40 —
30 —
20 —
10 —

PERFORMANCE SUCCESS RATES

PEOPLE AND COMMUNITY

PUBLIC SERVICES AND SAFETY

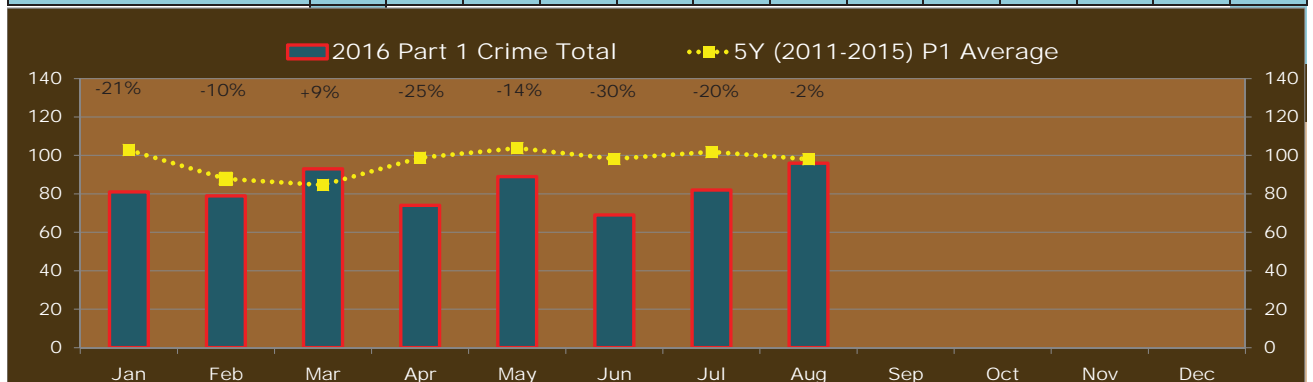
Crime Data – August 2016

In early August a serial robber committed a robbery of the Holiday Inn Express near Cortaro and I-10. The same suspect is believed to be responsible for multiple robberies in the County. He has not been identified at this time and Detectives continue to work the case in conjunction with the Sheriff's Department, which is working cases involving the same suspect.

The area of Ina, Thornydale and Orange Grove experienced a spike in thefts of purses and credit cards in the month of August. Officers have increased contacts of transient population in the area and detectives are working a possible lead involving a subject in a white SUV.

Detectives and DART officers conducted follow up of the CVS robbery that occurred in July. They identified all four subjects involved in the incident and were able to arrest all of them.

Marana Police Department August 2016 Crime Report													
CRIME	Jan	Feb	Mar	Apr	May	Jun	Jul	Aug	Sep	Oct	Nov	Dec	Total
2016 Part 1 Crime Total	81	79	93	74	89	69	82	96	0	0	0	0	663
5Y (2011-2015) P1 Average	103	88	85	99	104	98	102	98					776
Homicide	0	0	0	0	0	0	1	0					1
Sexual Assault	0	0	2	1	1	0	0	2					6
Robbery	1	1	2	0	3	1	1	1					10
Aggravated Assault	1	1	2	3	3	2	1	0					13
Burglary	4	5	5	3	4	5	7	8					41
Larceny (exc. Shoplifting)	41	40	33	30	38	30	36	46					294
Larceny/Shoplifting	30	27	47	36	37	29	33	33					272
Motor Vehicle Theft	4	5	2	1	2	2	3	6					25
Arson	0	0	0	0	1	0	0	0					1
*Rec MV Theft	2	4	1	1	5	1	4	4					22



Data Source/Extraction Date: Spillman OBSV, 09/01/16. Data displayed reflect case counts. Crime counts may change pending quality control and reclassifications. Crime counts may differ from MPD Record's Unit counts provided to FBI based on Uniform Crime Reporting Scoring Criteria.

*Motor Vehicle Recoveries are not included in Part One Crime Total.

Crime Analyst Janice Moser

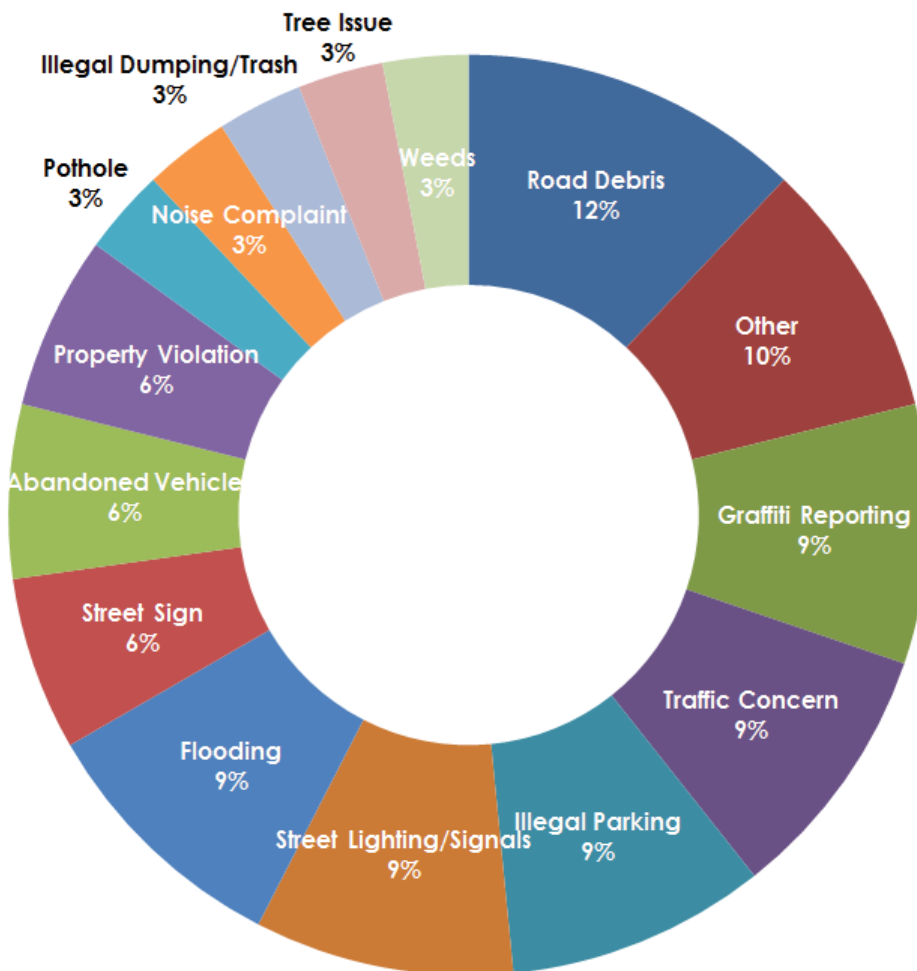
PEOPLE AND COMMUNITY

PUBLIC SERVICES AND SAFETY

Citizen Requests Metrics – August 2016

Total Reports Submitted:	33
Total Reports Closed:	30
Average reports submitted per day:	1
Average time to close (in days):	3.4

BREAKDOWN OF REQUEST TYPES



**For a full-text report of individual citizen requests, please contact the Town Manager's Office.

ECONOMIC VITALITY

BUSINESS LICENSES:

The following filed business licenses in August.

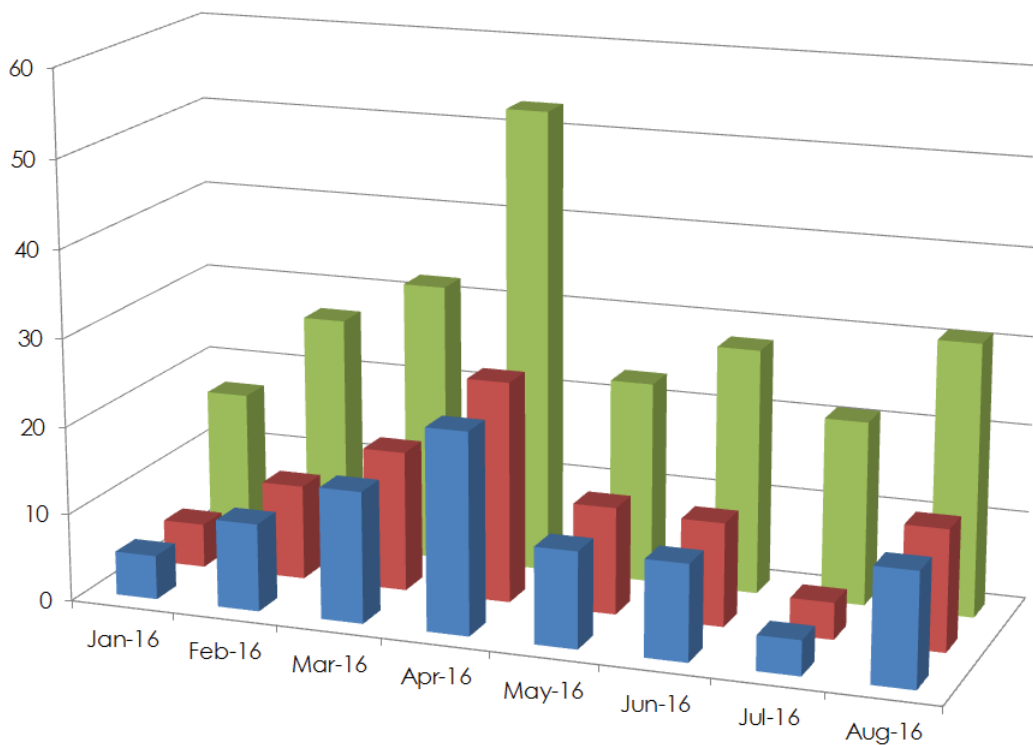
NAME	BUSINESS TYPE	CITY OF ORIGIN	STATE OF ORIGIN
SOUTHWEST KITCHEN & BATH	CONTRACTOR	TUCSON	AZ
MIRUS BUILDERS LLC	CONTRACTOR	TUCSON	AZ
SAC WIRELESS LLC	CONTRACTOR	PHOENIX	AZ
STELLA PRODUCTIONS LLC	CONTRACTOR	TUCSON	AZ
RYMAN ENTERPRISES INC	CONTRACTOR	MESA	AZ
RCD DEMOLITION	CONTRACTOR	TUCSON	AZ
VINCO	CONTRACTOR	FOREST LAKE	MN
CLARITA PARRA-VALENCIA	MASSAGE	MARANA	AZ
TOP CLASS MOBILE DETAILING LLC	PEDDLER	TUCSON	AZ
JEDD WALKER	PEDDLER	TUCSON	AZ
EL GORDITO FELIZ	PEDDLER	TUCSON	AZ
LULA ROE	PEDDLER	MARANA	AZ
BLUE HAVEN GIFTS	PEDDLER	ARIZONA CITY	AZ
CHUYS MESQUITE BROILER	RESTAURANT	TUCSON	AZ
THE UPS STORE #2	RETAIL	MARANA	AZ
STICKY'S SMOKE SHOP	RETAIL	TUCSON	AZ
CROWN CONCEPTS	RETAIL	MARANA	AZ
CROCS RETAIL LLC	RETAIL	TUCSON	AZ
GOOD OLE TOM TUCSON LLC	RETAIL	TUCSON	AZ
MINERALS TECHNOLOGY LLC	SERVICE	TUCSON	AZ
PNA SERVICES	SERVICE	MARANA	AZ
NORTHWEST ALLIED #3	SERVICE	MARANA	AZ
JOSE R BAUTISTA MASONRY	SERVICE	TUCSON	AZ
FANTASTIC FIVE ENTERTAINMENT	SERVICE	SAHUARITA	AZ
NRG EVGO	SERVICE	MARANA	AZ
MR. CLEAN	SERVICE	TUCSON	AZ
SOUTHERN ARIZONA URGENT CARE	SERVICE	TUCSON	AZ

RESOURCE MANAGEMENT

WATER

New Connections:

The chart below shows the number of water meters installed, sewer cards issued, and sewer equivalent dwelling units for the given month. A sewer card is issued during the building permit process for projects that are within the Town's service area, allowing the project to connect to the system. The impact fees associated with these cards are based on meter size, 5/8", 3/4", 1", etc. The impact fees that went into effect on August 1, 2014 allow the Utilities Department to better track the revenue and capacity related to sewer cards issued through Equivalent Dwelling Units (EDUs). A 5/8" meter is the standard and has a value of 1 EDU, each larger meter size is then based off of this 1 EDU. The red bar shows the sewer EDUs for the cards issued during that month. The EDU measurement more accurately reflects the revenues collected and the capacity at the Marana Wastewater Treatment Facility.



■ Sewer Cards Issued; **August: 13**

■ Sewer EDUs Issued; **August: 13.8**

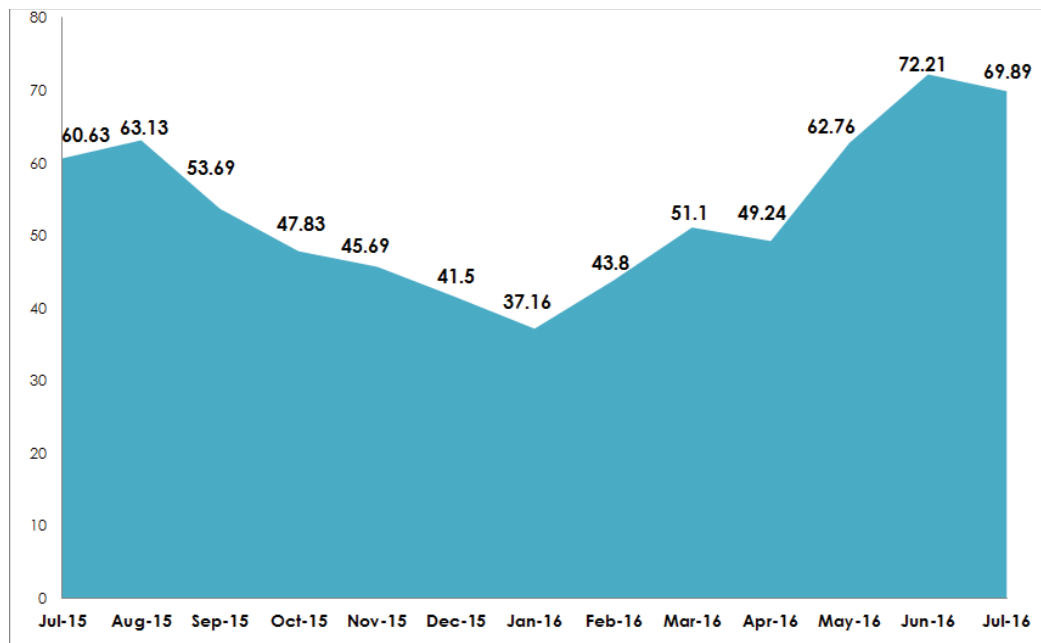
■ Water Meters Installed; **August: 31**

WATER

SERVICE PROVISION

The following two figures give a picture of the status of the Water Department each month. This data will always be shown through the previous month due to data processing times. The graph below shows the gallons that the department has billed for that month. This is shown in millions of gallons per month, and reflects what the department is intending to collect for water commodity revenue. This information allows the department to track the water produced vs. the water for which the department is compensated.

MILLIONS OF GALLONS BILLED PER MONTH



The chart below shows the number of customers billed each month. These numbers fluctuate month to month for a few reasons; new meter connections from new homes, customers moving in and opening accounts, and customers moving out and closing accounts. These two figures, coupled with the data from the water and sewer meter connections chart, give an overall, high-level, snapshot of the status of the department.

2015-2016 WATER & SEWER CUSTOMERS

DATE	WATER CUSTOMERS	SEWER CUSTOMERS
2016 July	6,745	2,666
2016 June	6,747	2,678
2016 May	6,680	2,643
2016 Apr	6,655	2,625
2016 Mar	6,620	2,631
2016 Feb	6,533	2,574
2016 Jan	6,511	2,578
2015 Dec	6,512	2,570
2015 Nov	6,490	2,558
2015 Oct	6,490	2,552
2015 Sept	6,479	2,545
2015 Aug	6,458	2,531

MAKING A SPLASH



FOR YOUTH DEVELOPMENT®
FOR HEALTHY LIVING
FOR SOCIAL RESPONSIBILITY

YMCA of Southern Arizona

60 W. Alameda St. Tucson AZ. 85701

Summer 2016

TucsonYMCA.org

ALL KIDS SWIM IMPACT NEWSLETTER



WHY ALL KIDS SWIM MATTERS

5,000 Children 14 years and younger go to the hospital each year for water related injuries

6 out of 10 African American and Hispanic/Latino children are unable to swim

2nd Leading cause of death in children 14 years and younger

Drowning poses a threat to the health and well-being of people nationwide, particularly among children and minority populations. The Y is known as America's Swim Instructor and the most accessible community resource to prevent drowning. The YMCA of Southern Arizona is dedicated to reducing these threats in our community by offering All Kids Swim.

All Kids Swim is more than just a swim program. Children not only **learn lifesaving water skills**, but through swimming they are motivated to **strive for self-improvement**, **learn goal orientation** and **cultivate a positive mental attitude and high self esteem**. All Kids Swim also teaches the life lesson of sportsmanship, so children in our community can learn to work well with teammates and coaches as well as dealing with winning and losing-skills that last a lifetime.

Continues on next page

IN THIS ISSUE

Why AKS Matters

Making an Impact

How We've Grown

Our Impact in Marana

KVOA Swim Fest

Because of you... Thank You!

ENJOY THIS ISSUE?

Feel free to share this newsletter with anyone who you think may find it useful.

QUESTIONS, COMMENTS, IDEAS?

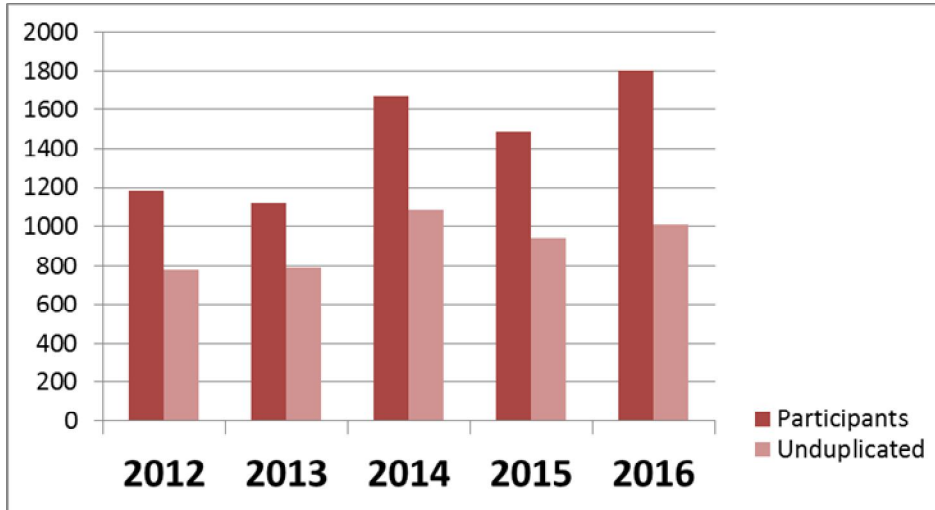
Contact Candis Martin,
the Aquatic Program Director
at candism@tucsonymca.org



Continued from front page

MAKING AN IMPACT...

Overall this year, we were able to reach over 1,010 children in our community through our premier drowning prevention program, All Kids Swim.



With a grand total of 1801 participants in All Kids Swim 2016, we increased registration by 18% in comparison to last year. **We are happy to announce, even with the increase in participation, also we saw an improvement in our satisfaction ratings.**

99% The Instructors were knowledgeable and provided a comfortable environment for the child.

98% AKS helped their child learn to follow rules in and around the water.

95% Would recommend All Kids Swim in the future.

94 % AKS helped their child build confidence.

93% AKS helped their child improve their swimming ability.

80% AKS helped their child build strong character values.



HOW WE'VE GROWN

Since 2012, All Kids Swim has been making a splash in the community by offering low cost swim lessons to under served communities. The YMCA of Southern Arizona strives to improve each year, ultimately helping reduce the number of water related incidents in our community. This year, there were a few things added to better our program, such as:

- Promoted All Kids Swim through our digital media channels. This includes radio, TV and social media sites.
- Adjusted Lohse Family YMCA swim lessons to earlier times to meet community needs better.
- Offered free swim lessons with zero registration free at the Flowing Wells pool thanks to the YMCA of USA swim access grant.
- Expanded SwimFest events to Marana and Sahuarita communities and offered on-site registration at each event.
- Hired four Site-Coordinators to better serve site and staff needs of each community.
- Streamlined registration, hiring, curriculum and program structure at all five locations.

OUR IMPACT IN MARANA

35 % Increase in participation from 2015

1036 Individuals have learned how to be safe in and around through All Kids Swim in Marana since 2014.

This year, 83 participants progressed to the next swim test level after completing All Kids Swim. This 43% progression rate does not reflect all participants who progressed within their original swim level.

Ora Mae Harn Pool in Marana served 371 participants through All Kids Swim in 2016, increasing registration by 35% from the previous year. **We are happy to announce, even with this huge increase in participation, we saw an improvement in our satisfaction ratings.**

100% AKS helped their child learn to follow rules in and around the water.

100% AKS Instructors provided an environment that was comfortable.

96 % AKS helped their child build confidence.



"It helps keep my kids be safe in the water. I have 3 kids close in age and it has been extremely difficult for me to take the one on one time to teach them to swim. Thank you for your help and support!"

-Ora Mae Harn Pool

NEWS 4 TUCSON SWIMFEST

The YMCA's All Kids Swim continues to partner with News 4 Tucson KVOA's Kristi's Kids to provide free swim lessons for children who are non swimmers. The purpose of this event is to bring water safety awareness to parents and also give their kids the opportunity to continue swim lessons through All Kids Swim.



This year we expanded SwimFest to the Sahuarita and Marana communities. Through this event, we were able to provide over 50 children ages three to four years old with a free swim lesson and a voucher for YMCA of Southern Arizona group swim lessons.

BECAUSE OF YOU...

The YMCA of Southern Arizona has been able to continue providing quality swim lessons at low cost because of our great partners, sponsors and donors.



Connie Hillman Family Foundation - KVOA Channel 4 - YMCA of USA

Thank you!